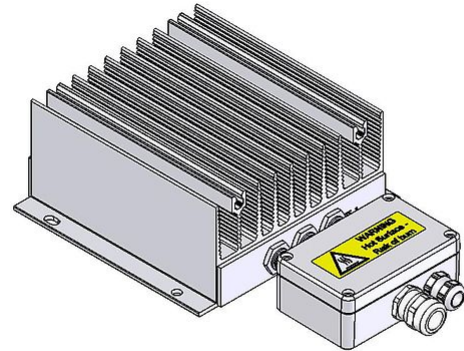



DATA SHEET

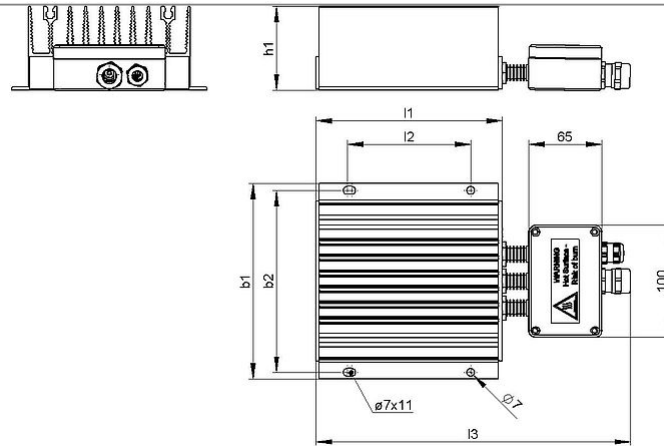
GWK | 0.6 - 1.2 kW TS
Aluminium Resistor
with Terminalbox /cRUus



Article-No.		ds3000 3604			
Type		GWK 150	GWK 200	GWK 300	GWK 500
Pulse Power (kW) $T_a \sim 40^\circ\text{C}$ *referred to a cycle duration of 120s Approximate value (depending on resistance)	ED 6 %*	6.8	7.3	9	11.8
	ED 15 %*	2.7	2.9	3.6	4.7
	ED 25 %*	1.6	1.7	2.2	2.8
	ED 40 %*	1	1.1	1.4	1.8
Nominal continuous power (kW) $T_a \sim 40^\circ\text{C}$		0.6	0.7	0.9	1.2
Resistance Values at 20°C (Ohm)		2.2 - 150	4 - 180	6 - 180	7 - 180
Tolerance of resistance at 20°C		±10%			
Degree of protection (EN 60529) (in the accordingly screwed on state)		IP 66			
Max. permissible operating voltage		UL 600 / 1000 V			
Cooling		natural convection			
Housing temperature at nominal continuous power $T_a \sim 40^\circ\text{C}$		<400 °C			
Electrical terminal		lead out terminal 2.5 mm ²			
Temperature switch		0.5 ... 1.5 mm ²			
Operation temperature range		-25 ... +40 °C			
Testing voltage		3.6 kV AC 1 s			
Approvals/markings		UL; CSA			
Mounting positions					

Subject to technical modifications

DATA SHEET



Article-No.		ds3000 3604			
Type		GWK 150	GWK 200	GWK 300	GWK 500
Length [mm]	l1	166	216	316	516
	l2	110	160	160	160
	l3	<285	<335	<435	<635
Width [mm]	b1	174	174	174	174
	b2	162	162	162	162
Height [mm]	h1	75	75	75	75
Weight approx. [kg]		3	4	5.5	9
Isolation resistance		>10 M Ohm			
Derating horizontal mounting position [%]		20			
Last update		2012-10-26			

Mounting instruction:

The distance between the two fixing points increase at 0,85 mm / 100 mm while heating (mounting with fixed and movable bearing).

The resistor should be protected by appropriate safety measures against overloading.

Do not mount the resistor with any obstruction in the air inlet or air outlet area.

Mount the resistor on a plane area.

The resistor has to be grounded.