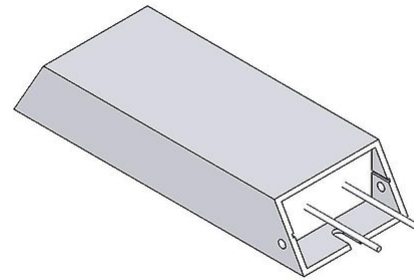



DATA SHEET

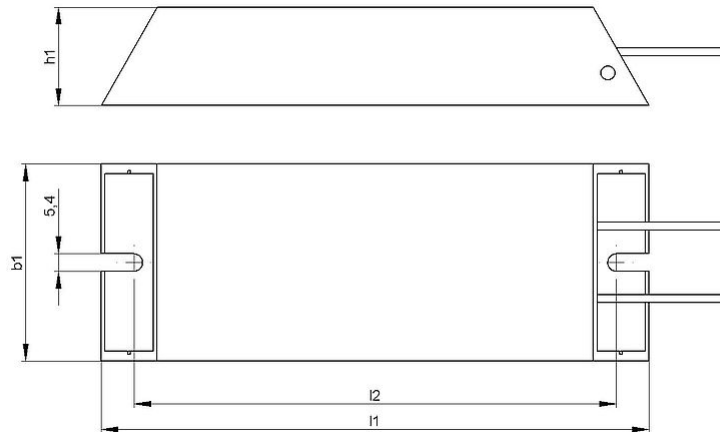
GWS 60x30-S | 100 - 180 W
 Aluminium Resistor
 cRUus 600 / 1000 V



| Article-No. | | ds3000 3152 | | | |
|---|----------|---|------------|------------|------------|
| Type | | GWS 167 | GWS 217 | GWS 267 | GWS 337 |
| Pulse Power (W) $T_a \sim 40\text{ °C}$ *referred to a cycle duration of 120s Approximate value (depending on resistance) | ED 6 %* | 900 | 1080 | 1350 | 1620 |
| | ED 15 %* | 500 | 600 | 750 | 900 |
| | ED 25 %* | 300 | 360 | 450 | 540 |
| | ED 40 %* | 200 | 240 | 300 | 360 |
| Nominal continuous power (W) $T_a \sim 40\text{ °C}$ | | 100 | 120 | 150 | 180 |
| Resistance Values at 20°C (Ohm) | | 2.5 - 910 | 4.7 - 1000 | 6.2 - 1300 | 7.8 - 1800 |
| Tolerance of resistance at 20°C | | ±10 % | | | |
| Degree of protection (EN 60529) (in the accordingly screwed on state) | | IP 65 | | | |
| Max. permissible operating voltage | | UL 600 / 1000 V | | | |
| Cooling | | natural convection | | | |
| Housing temperature at nominal continuous power $T_a \sim 40\text{ °C}$ | | ca. 210 °C | | | |
| Electrical terminal | | 2x AWG 16 / l=25 cm | | | |
| Operation temperature range | | -25 ... +40 °C | | | |
| Testing voltage | | 2.7 kV AC 1 s | | | |
| Approvals/markings | | UL; CSA | | | |
| Mounting positions | |  | | | |

Subject to technical modifications

DATA SHEET



| Article-No. | | ds3000 3152 | | | |
|----------------------|-------|-------------|---------|---------|---------|
| Type | | GWS 167 | GWS 217 | GWS 267 | GWS 337 |
| Length [mm] | l_1 | 167 | 217 | 267 | 337 |
| | l_2 | 150 | 200 | 250 | 320 |
| Width [mm] | b_1 | 60 | 60 | 60 | 60 |
| Height [mm] | h_1 | 30 | 30 | 30 | 30 |
| Weight approx. [kg] | | 0.5 | 0.7 | 0.9 | 1.1 |
| Isolation resistance | | >10 M Ohm | | | |
| Last update | | 2015-02-25 | | | |

Mounting instruction:

The distance between the two fixing points increase at 0,85 mm / 100 mm while heating (mounting with fixed and movable bearing).

The resistor should be protected by appropriate safety measures against overloading.

Do not mount the resistor with any obstruction in the air inlet or air outlet area.

Mount the resistor on a plane area.

The resistor has to be grounded.