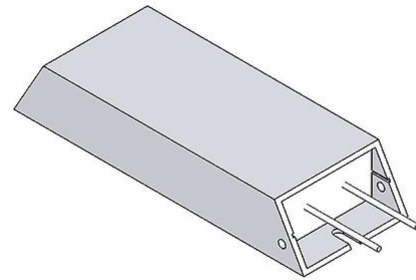



DATA SHEET

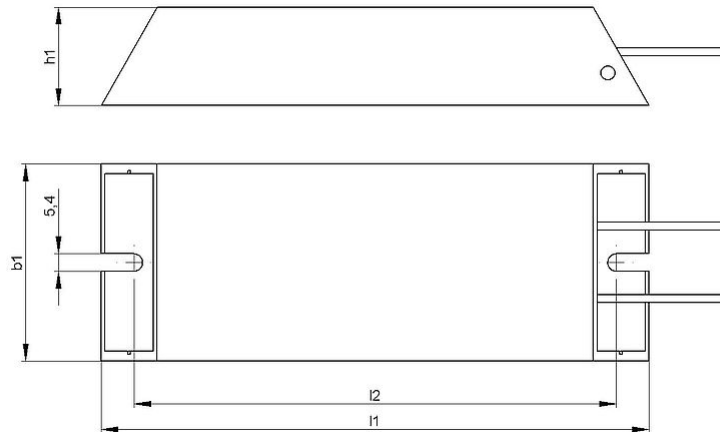
GWS 60x30-K | 200 - 500 W Aluminium Resistor



Article-No.		ds3000 3113			
Type		GWS 167	GWS 217	GWS 267	GWS 337
Pulse Power (W) $T_a \sim 40\text{ °C}$ *referred to a cycle duration of 120s Approximate value (depending on resistance)	ED 6 %*	1800	2700	3600	4500
	ED 15 %*	1000	1500	2000	2500
	ED 25 %*	600	900	1200	1500
	ED 40 %*	400	600	800	1000
Nominal continuous power (W) $T_a \sim 40\text{ °C}$		200	300	400	500
Resistance Values at 20°C (Ohm)		2.5 - 910	4.7 - 1000	6.2 - 1300	7.8 - 1800
Tolerance of resistance at 20°C		±10%			
Degree of protection (EN 60529) (in the accordingly screwed on state)		IP 54			
Max. permissible operating voltage		EN 1000 V DC			
Cooling		natural convection			
Housing temperature at nominal continuous power $T_a \sim 40\text{ °C}$		ca. 360 °C			
Electrical terminal		2x AWG 16 / l=25 cm			
Operation temperature range		-25 ... +40 °C			
Testing voltage		2.7 kV AC 1 s			
Mounting positions					

Subject to technical modifications

DATA SHEET



Article-No.		ds3000 3113			
Type		GWS 167	GWS 217	GWS 267	GWS 337
Length [mm]	l_1	167	217	267	337
	l_2	150	200	250	320
Width [mm]	b_1	60	60	60	60
Height [mm]	h_1	30	30	30	30
Weight approx. [kg]		0.5	0.7	0.9	1.1
Isolation resistance		>10 M Ohm			
Last update		2015-02-25			

Mounting instruction:

The distance between the two fixing points increase at 0,85 mm / 100 mm while heating (mounting with fixed and movable bearing).

The resistor should be protected by appropriate safety measures against overloading.

Do not mount the resistor with any obstruction in the air inlet or air outlet area.

Mount the resistor on a plane area.

The resistor has to be grounded.