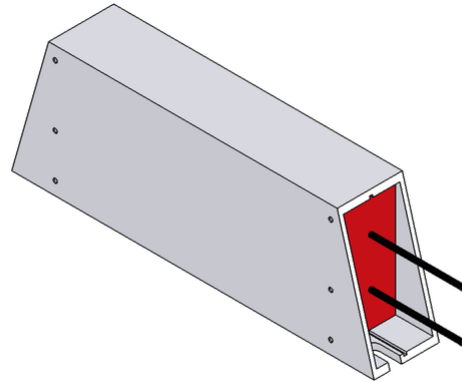



DATA SHEET

GWHS 60x30-S | 130 - 250 W Aluminium Resistor

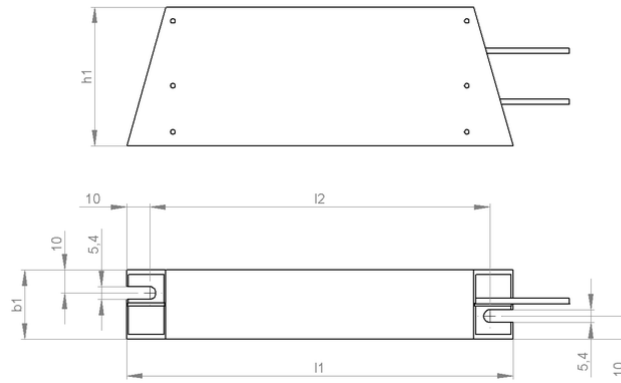


Article-No.		ds3000 3151			
Type		GWHS 167	GWHS 217	GWHS 267	GWHS 337
Pulse Power (W) $T_a \sim 40\text{ °C}$ *referred to a cycle duration of 120s Approximate value (depending on resistance)	ED 6 %*	1170	1350	1620	2250
	ED 15 %*	650	750	900	1250
	ED 25 %*	390	450	540	750
	ED 40 %*	260	300	360	500
Nominal continuous power (W) $T_a \sim 40\text{ °C}$		130	150	180	250
Resistance Values at 20°C (Ohm)		2.5 - 910	4.7 - 1000	6.2 - 1300	7.8 - 1800
Tolerance of resistance at 20°C		±10 %			
Degree of protection (EN 60529) (in the accordingly screwed on state)		IP 65			
Max. permissible operating voltage		EN 1000 V DC			
Cooling		natural convection			
Housing temperature at nominal continuous power $T_a \sim 40\text{ °C}$		ca. 230 °C			
Electrical terminal		2x AWG 16 / l=25 cm			
Operation temperature range		-25 ... +40 °C			
Testing voltage		2.7 kV AC 1 s			
Mounting positions					

Subject to technical modifications



DATA SHEET



Article-No.		ds3000 3151			
Type		GWHS 167	GWHS 217	GWHS 267	GWHS 337
Length [mm]	l1	167	217	267	337
	l2	150	200	250	320
Width [mm]	b1	30	30	30	30
Height [mm]	h1	60	60	60	60
Weight approx. [kg]		0.5	0.7	0.9	1.1
Isolation resistance		>10 M Ohm			
Last update		2015-02-25			

Mounting instruction:

The distance between the two fixing points increase at 0,85 mm / 100 mm while heating (mounting with fixed and movable bearing).

The resistor should be protected by appropriate safety measures against overloading.

Do not mount the resistor with any obstruction in the air inlet or air outlet area.

Mount the resistor on a plane area.

The resistor has to be grounded.