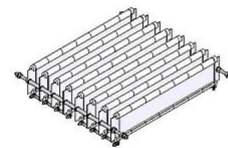



DATA SHEET

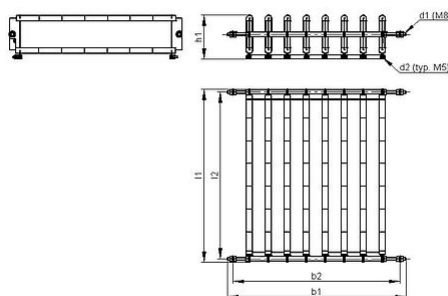
RAFS_12 | 8 - 12 kW Wire Resistor



Article-No.		ds2003 0120		
Type		RAFS 8-100/7	RAFS 10-100/7	RAFS 12-100/7
Pulse Power (kW) $T_a \sim 40\text{ °C}$ *referred to a cycle duration of 120s Approximate value (depending on resistance)	ED 6 %*	64	80	96
	ED 15 %*	36	45	54
	ED 25 %*	24	30	36
	ED 40 %*	16.8	21	25.2
Nominal continuous power (kW) $T_a \sim 40\text{ °C}$		8	10	12
Resistance Values at 20°C (Ohm)		2 - 45	2.5 - 36	3 - 30
Tolerance of resistance at 20°C		±10 %		
Degree of protection (EN 60529) (in the accordingly screwed on state)		IP 00		
Max. permissible operating voltage		EN 1000 V DC		
Cooling		natural convection		
Electrical terminal		M5		
Operation temperature range		-25 ... +40 °C		
Testing voltage		2.7 kV AC 1 s		
Mounting positions				

Subject to technical modifications

DATA SHEET



Article-No.		ds2003 0120		
Type		RAFS 8-100/7	RAFS 10-100/7	RAFS 12-100/7
Length [mm]	l1	460	460	460
	l2	440	440	440
Width [mm]	b1	470	570	670
	b2	440	540	640
Height [mm]	h1	~116	~116	~116
Weight approx. [kg]		12	15	18
Last update		2015-10-29		

Mounting instruction:

The resistor should be protected by appropriate safety measures against overloading.

Do not mount the resistor with any obstruction in the air inlet or air outlet area.

The resistor has to be grounded.