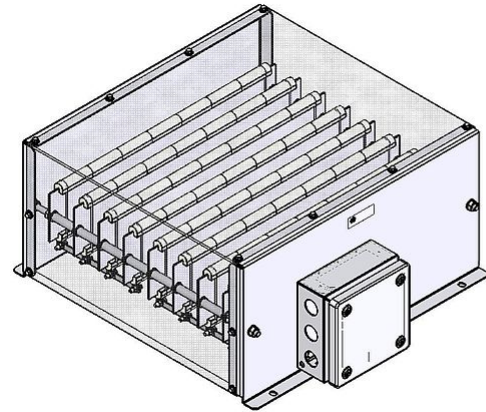



DATA SHEET

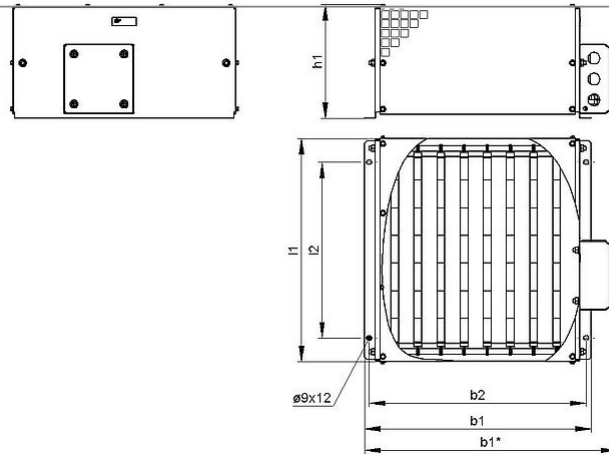
RFC_12 | 8.0 - 12.0 kW
Wire Resistor
with Terminalbox C



Article-No.		ds2003 1122		
Type		RFC 8-7	RFC 10-7	RFC 12-7
Pulse Power (kW) $T_a \sim 40\text{ °C}$ *referred to a cycle duration of 120s Approximate value (depending on resistance)	ED 6 %*	64	80	96
	ED 15 %*	36	45	54
	ED 25 %*	24	30	36
	ED 40 %*	16.8	21	25.2
Nominal continuous power (kW) $T_a \sim 40\text{ °C}$		8	10	12
Resistance Values at 20°C (Ohm)		2 - 45	2.5 - 36	3 - 30
Tolerance of resistance at 20°C		±10 %		
Degree of protection (EN 60529) (in the accordingly screwed on state)		IP 20		
Max. permissible operating voltage		EN 600 V AC / 800 V DC		
Cooling		natural convection		
Housing temperature at nominal continuous power $T_a \sim 40\text{ °C}$		ca. 200 °C		
Electrical terminal		line up terminal 10 - 35 mm ²		
Operation temperature range		-25 ... +40 °C		
Testing voltage		2.7 kV AC 1 s		
Mounting positions				

Subject to technical modifications

DATA SHEET



Article-No.		ds2003 1122		
Type		RFC 8-7	RFC 10-7	RFC 12-7
Length [mm]	l1	<490	<490	<490
	l2	380	380	380
Width [mm]	b1	<495	<595	<695
	b2	470	570	670
	b3	<550	<650	<750
Height [mm]	h1	<250	<250	<250
Weight approx. [kg]		19	22	25
Last update		2015-10-29		

Mounting instruction:

The resistor should be protected by appropriate safety measures against overloading.
Do not mount the resistor with any obstruction in the air inlet or air outlet area.

The resistor has to be grounded.