



# DATA SHEET


## RWS\_8 | 300 - 670 W Wire Resistor



| Article-No.   |          | ds4000 0181   |             |             |            |
|---|----------|---|-------------|-------------|------------|
| Type  |          | RWS 60x300  | RWS 6       | RWS 7       | RWS 8      |
| Pulse Power (W) $T_a \sim 40\text{ °C}$<br>*referred to a cycle duration of 120s<br>Approximate value (depending on resistance) | ED 6 %*  | 2850  | 3990        | 5230        | 6370       |
|   | ED 15 %* | 1470  | 2060        | 2700        | 3280       |
|   | ED 25 %* | 960   | 1340        | 1760        | 2140       |
|   | ED 40 %* | 660   | 920         | 1210        | 1470       |
|   | ED 60 %* | 450   | 630         | 830         | 1010       |
| Nominal continuous power (W) $T_a \sim 40\text{ °C}$  |          | 300   | 420         | 550         | 670        |
| Rated continuous current (A) $T_a \sim 40\text{ °C}$  |          | 0.3 - 25  | 0.3 - 25    | 0.3 - 25    | 0.3 - 25   |
| Resistance Values at 20°C (Ohm)   |          | 0.47 - 3600   | 0.68 - 5060 | 0.86 - 6550 | 1.1 - 8000 |
| Tolerance of resistance at 20°C   |          | ±10%  |             |             |            |
| Degree of protection (EN 60529) (in the accordingly screwed on state)   |          | IP 00   |             |             |            |
| Max. permissible operating voltage  |          | 600 V AC / 800 V DC   |             |             |            |
| Cooling   |          | natural convection  |             |             |            |
| Electrical terminal   |          | M4 / M5   |             |             |            |
| Operation temperature range   |          | -25 ... +40 °C  |             |             |            |
| Testing voltage   |          | 2.7 kV AC 1s  |             |             |            |
| Mounting positions  |          |  |             |             |            |

Subject to technical modifications

# DATA SHEET



| Article-No.         |    | ds4000 0181 |       |       |       |
|---------------------|----|-------------|-------|-------|-------|
| Type                |    | RWS 60x300  | RWS 6 | RWS 7 | RWS 8 |
| Length [mm]         | l1 | 320         | 420   | 520   | 620   |
|                     | l2 | 300         | 400   | 500   | 600   |
| Width [mm]          | b1 | 62          | 62    | 62    | 62    |
| Height [mm]         | h1 | 85          | 85    | 85    | 85    |
| Weight approx. [kg] |    | 1.5         | 2.5   | 3     | 3.5   |
| Last update         |    | 2016-01-13  |       |       |       |

**Mounting instruction:**

The resistor should be protected by appropriate safety measures against overloading.  
Do not mount the resistor with any obstruction in the air inlet or air outlet area.

Tube resistors have to mount in a horizontal position.  
The resistor has to be grounded.