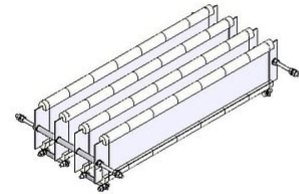



DATA SHEET

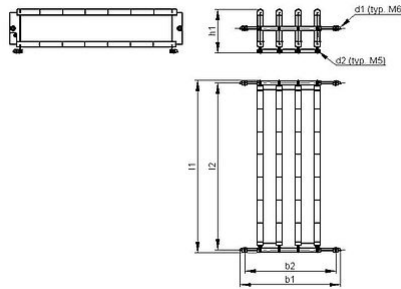
RAFS_6 | 3 - 6 kW
Wire Resistor



Article-No.		ds2003 0060			
Type		RAFS 3-100/7	RAFS 4-100/7	RAFS 5-100/7	RAFS 6-100/7
Pulse Power (kW) $T_a \sim 40^\circ\text{C}$ *referred to a cycle duration of 120s Approximate value (depending on resistance)	ED 6 %*	24	32	40	48
	ED 15 %*	13.5	18	22.5	27
	ED 25 %*	9	12	15	18
	ED 40 %*	6	8.4	10.5	12.6
Nominal continuous power (kW) $T_a \sim 40^\circ\text{C}$		3	4	5	6
Resistance Values at 20°C (Ohm)		1.2 - 120	1 - 90	1.3 - 72	1.5 - 60
Tolerance of resistance at 20°C		±10 %			
Degree of protection (EN 60529) (in the accordingly screwed on state)		IP 00			
Max. permissible operating voltage		EN 1000 V DC			
Cooling		natural convection			
Electrical terminal		M5			
Operation temperature range		-25 ... +40 °C			
Testing voltage		2.7 kV AC 1 s			
Mounting positions					

Subject to technical modifications

DATA SHEET



Article-No.		ds2003 0060			
Type		RAFS 3-100/7	RAFS 4-100/7	RAFS 5-100/7	RAFS 6-100/7
Length [mm]	l1	460	460	460	460
	l2	440	440	440	440
Width [mm]	b1	215	265	315	365
	b2	190	240	290	340
Height [mm]	h1	~116	~116	~116	~116
Weight approx. [kg]		4.2	5.6	7	8.4
Last update		2015-10-29			

Mounting instruction:

The resistor should be protected by appropriate safety measures against overloading.
Do not mount the resistor with any obstruction in the air inlet or air outlet area.

The resistor has to be grounded.



Powerful Resistors

