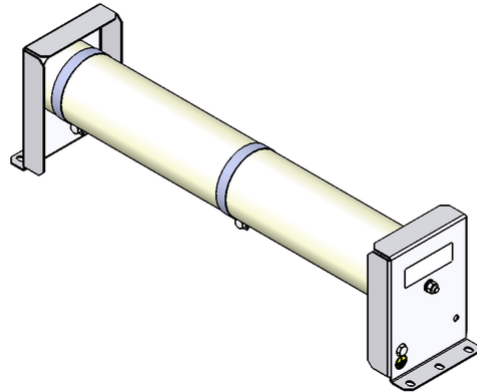



# DATA SHEET

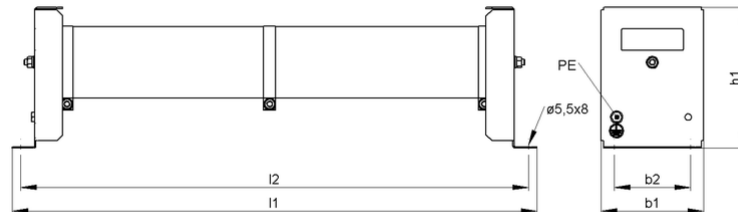
## EFo\_8 | 300 - 670 W Wire Resistor



Article-No.		ds4000 1183			
Type		EFo 60x300	EFo 6	EFo 7	EFo 8
Pulse Power (W) $T_a \sim 40\text{ °C}$ *referred to a cycle duration of 120s Approximate value (depending on resistance)	ED 6 %*	2850	3990	5230	6370
	ED 15 %*	1470	2060	2700	3280
	ED 25 %*	960	1340	1760	2140
	ED 40 %*	660	920	1210	1470
	ED 60 %*	450	630	830	1010
Nominal continuous power (W) $T_a \sim 40\text{ °C}$		300	420	550	670
Rated continuous current (A) $T_a \sim 40\text{ °C}$		0,3 - 25	0,3 - 25	0,3 - 25	0,3 - 25
Resistance Values at 20°C (Ohm)		0.47 - 3600	0.68 - 5060	0.86 - 6550	1.1 - 8000
Tolerance of resistance at 20°C		±10 %			
Degree of protection (EN 60529) (in the accordingly screwed on state)		IP 00			
Max. permissible operating voltage		600 V AC / 800 V DC			
Cooling		natural convection			
Electrical terminal		M5 / PE M5			
Operation temperature range		-25 ... +40 °C			
Testing voltage		2,7 kV AC 1 s			
Mounting positions					

Subject to technical modifications

# DATA SHEET



Article-No.		ds4000 1183			
Type		EFo 60x300	EFo 6	EFo 7	EFo 8
Length [mm]	l1	≤345	≤445	≤545	≤645
	l2	326	426	526	626
Width [mm]	b1	≤93	≤93	≤93	≤93
	b2	64	64	64	64
Height [mm]	h1	≤125	≤125	≤125	≤125
Weight approx. [kg]		2,3	3,2	4,1	5
Last update		2016-01-14			

### Mounting instruction:

The resistor should be protected by appropriate safety measures against overloading.  
Do not mount the resistor with any obstruction in the air inlet or air outlet area.

Tube resistors have to mount in a horizontal position.  
The resistor has to be grounded.