



# DATA SHEET

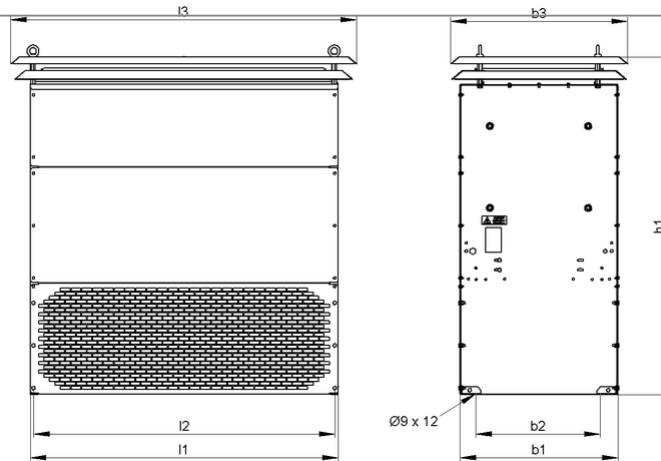
STG 2x2 | 30.0 - 40.0 kW  
Steel Grid Resistor



Article-No.		ds1000 2220	
Type		STG 232	STG 242
Pulse Power (kW) $T_a \sim 40\text{ °C}$ *referred to a cycle duration of 120s Approximate value (depending on resistance)	ED 6 %*	237	316
	ED 15 %*	126	168
	ED 25 %*	90	120
	ED 40 %*	66	88
Nominal continuous power (kW) $T_a \sim 40\text{ °C}$		30	40
Resistance Values at 20°C (Ohm)		0.4 - 33	0.5 - 25
Tolerance of resistance at 20°C		±10 %	
Degree of protection (EN 60529) (in the accordingly screwed on state)		IP 23	
Max. permissible operating voltage		EN 1000 V DC	
Cooling		natural convection	
Housing temperature at nominal continuous power $T_a \sim 40\text{ °C}$		≤250 °C	
Electrical terminal		bolt clamp M6, M8, M10, M12 / PE M6, M8, M10	
Operation temperature range		-25 ... +40 °C	
Testing voltage		2.7 kV AC 1 s	
Approvals/markings		CE	
Mounting positions			

Subject to technical modifications

# DATA SHEET



Article-No.		ds1000 2220	
Type		STG 232	STG 242
Length [mm]	l1	740	940
	l2	720	920
	l3	≤860	≤1060
Width [mm]	b1	≤485	≤485
	b2	380	380
	b3	≤545	≤545
Height [mm]	h1	≤1075	≤1075
Weight approx. [kg]		67	86
Last update		2016-01-26	

### Mounting instruction:

The resistor should be protected by appropriate safety measures against overloading.

Do not mount the resistor with any obstruction in the air inlet or air outlet area.

The resistor has to be grounded.