



DATA SHEET

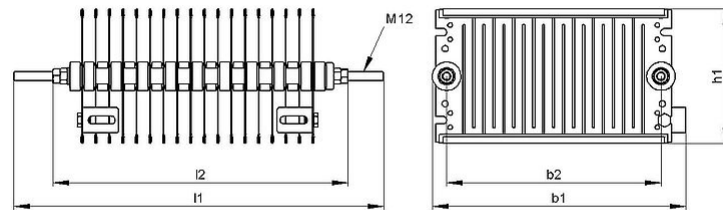
STG-S | 6.5 - 26.0 kW Steel Grid Resistor



Article-No.		ds1000 0100			
Type		STG-S 1xx	STG-S 2xx	STG-S 3xx	STG-S 4xx
Pulse Power (kW) $T_a \sim 40\text{ °C}$ *referred to a cycle duration of 120s Approximate value (depending on resistance)	ED 6 %*	51.4	102.7	154.1	205.4
	ED 15 %*	27.3	54.6	81.9	109.2
	ED 25 %*	19.5	39	58.5	78
	ED 40 %*	14.3	28.6	42.9	57.2
Nominal continuous power (kW) $T_a \sim 40\text{ °C}$		6.5	13	19.5	26
Resistance Values at 20°C (Ohm)		0.1 - 55	0.2 - 76	0.2 - 51	0.3 - 38
Tolerance of resistance at 20°C		±10 %			
Degree of protection (EN 60529) (in the accordingly screwed on state)		IP 00			
Max. permissible operating voltage		EN 1000 V DC			
Cooling		natural convection			
Electrical terminal		connection element M6, M8, M10, M12			
Operation temperature range		-25 ... +40 °C			
Testing voltage		2.7 kV AC 1 s			
Mounting positions					

Subject to technical modifications

DATA SHEET



Article-No.		ds1000 0100			
Type		STG-S 1xx	STG-S 2xx	STG-S 3xx	STG-S 4xx
Length [mm]	l1	318	518	728	928
	l2	≤265	≤455	≤650	≤840
Width [mm]	b1	≤360	≤360	≤360	≤360
	b2	300	300	300	300
Height [mm]	h1	≤200	≤200	≤200	≤200
Weight approx. [kg]		7	12	18	25
Last update		2016-01-26			

Mounting instruction:

The resistor should be protected by appropriate safety measures against overloading.

Do not mount the resistor with any obstruction in the air inlet or air outlet area.

The resistor has to be grounded.