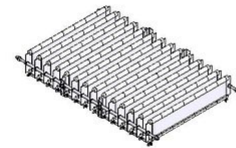



DATA SHEET

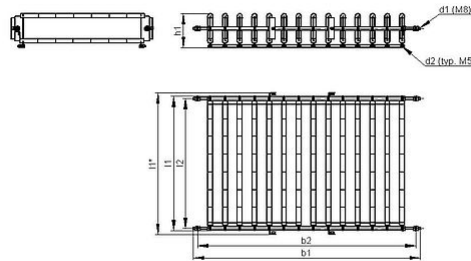
RAFS_18 | 14 - 18 kW Wire Resistor



Article-No.		ds2003 0180		
Type		RAFS 14-100/7	RAFS 16-100/7	RAFS 18-100/7
Pulse Power (kW) $T_a \sim 40\text{ °C}$ *referred to a cycle duration of 120s Approximate value (depending on resistance)	ED 6 %*	112	128	144
	ED 15 %*	63	72	81
	ED 25 %*	42	48	54
	ED 40 %*	29.4	33.6	37.8
Nominal continuous power (kW) $T_a \sim 40\text{ °C}$		14	16	18
Resistance Values at 20°C (Ohm)		3.5 - 26	4 - 23	4.5 - 20
Tolerance of resistance at 20°C		±10 %		
Degree of protection (EN 60529) (in the accordingly screwed on state)		IP 00		
Max. permissible operating voltage		EN 1000 V DC		
Cooling		natural convection		
Electrical terminal		M5		
Operation temperature range		-25 ... +40 °C		
Testing voltage		2.7 kV AC 1 s		
Mounting positions				

Subject to technical modifications

DATA SHEET



Article-No.		ds2003 0180		
Type		RAFS 14-100/7	RAFS 16-100/7	RAFS 18-100/7
Length [mm]	l1*	480	480	480
	l1	460	460	460
	l2	440	440	440
Width [mm]	b1	770	870	970
	b2	740	840	940
Height [mm]	h1	~116	~116	~116
Weight approx. [kg]		21	24	27
Last update		2015-10-29		

Mounting instruction:

The resistor should be protected by appropriate safety measures against overloading.
Do not mount the resistor with any obstruction in the air inlet or air outlet area.

The resistor has to be grounded.