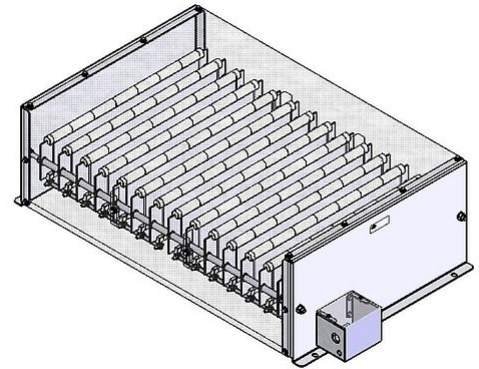



DATA SHEET

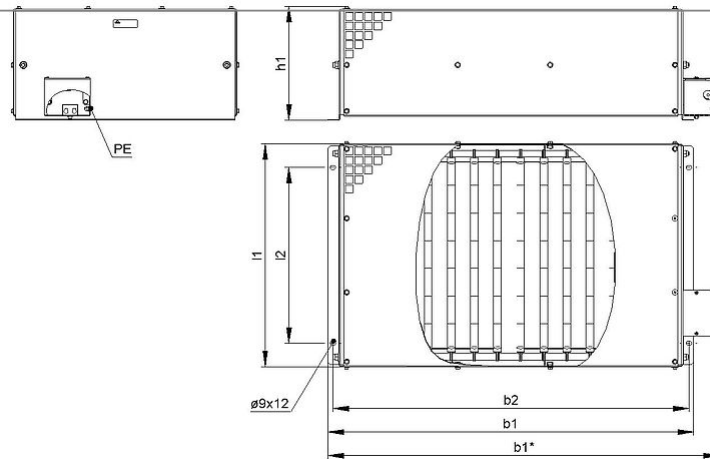
RFB_18 | 14.0 - 18.0 kW
 Wire Resistor
 with Terminalbox B



Article-No.		ds2003 1181		
Type		RFB 14-7	RFB 16-7	RFB 18-7
Pulse Power (kW) $T_a \sim 40\text{ °C}$ *referred to a cycle duration of 120s Approximate value (depending on resistance)	ED 6 %*	112	128	144
	ED 15 %*	63	72	81
	ED 25 %*	42	48	54
	ED 40 %*	29.4	33.6	37.8
Nominal continuous power (kW) $T_a \sim 40\text{ °C}$		14	16	18
Resistance Values at 20°C (Ohm)		3.5 - 26	4 - 23	4.5 - 20
Tolerance of resistance at 20°C		±10 %		
Degree of protection (EN 60529) (in the accordingly screwed on state)		IP 20		
Max. permissible operating voltage		EN 600 V AC / 800 V DC		
Cooling		natural convection		
Housing temperature at nominal continuous power $T_a \sim 40\text{ °C}$		ca. 200 °C		
Electrical terminal		lead out terminal 2.5 mm ² / 10 mm ² ; PE M5		
Operation temperature range		-25 ... +40 °C		
Testing voltage		2.7 kV AC 1 s		
Mounting positions				

Subject to technical modifications

DATA SHEET



Article-No.		ds2003 1181		
Type		RFB 14-7	RFB 16-7	RFB 18-7
Length [mm]	l1	<490	<490	<490
	l2	380	380	380
Width [mm]	b1	<795	<895	<995
	b2	770	870	970
	b3	<850	<950	<1050
Height [mm]	h1	<250	<250	<250
Weight approx. [kg]		27	30	33
Last update		2015-10-29		

Mounting instruction:

The resistor should be protected by appropriate safety measures against overloading.
Do not mount the resistor with any obstruction in the air inlet or air outlet area.

The resistor has to be grounded.