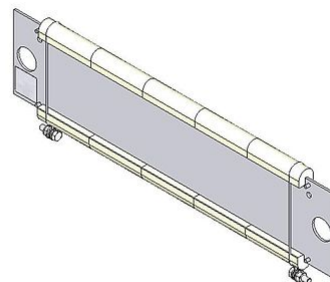



# DATA SHEET

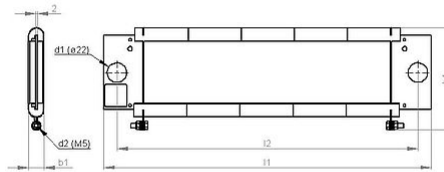
RAF 100\_8L | 0.6 - 1.05 kW  
Wire Resistor



Article-No.	ds2003 0016			
Type	RAF 100/5L	RAF 100/6L	RAF 100/7L	RAF 100/8L
Nominal continuous power (kW) $T_a \sim 40^\circ\text{C}$	0.6	0.8	0.9	1.1
Resistance Values at 20°C (Ohm)	2 - 30	2.5 - 38	3 - 45	3.5 - 52
Tolerance of resistance at 20°C	±10%			
Degree of protection (EN 60529) (in the accordingly screwed on state)	IP 00			
Max. permissible operating voltage	EN 2000 V DC			
Cooling	natural convection			
Electrical terminal	M5			
Operation temperature range	-25 ... +40 °C			
Mounting positions				

Subject to technical modifications

# DATA SHEET



Article-No.		ds2003 0016			
Type		RAF 100/5L	RAF 100/6L	RAF 100/7L	RAF 100/8L
Length [mm]	l1	370	430	490	550
	l2	340	400	460	520
Width [mm]	b1	<20	<20	<20	<20
Height [mm]	h1	~116	~116	~116	~116
Weight approx. [kg]		0.8	0.95	1.1	1.25
Last update		2015-10-29			

**Mounting instruction:**

The resistor should be protected by appropriate safety measures against overloading.  
Do not mount the resistor with any obstruction in the air inlet or air outlet area.

The resistor has to be grounded.