

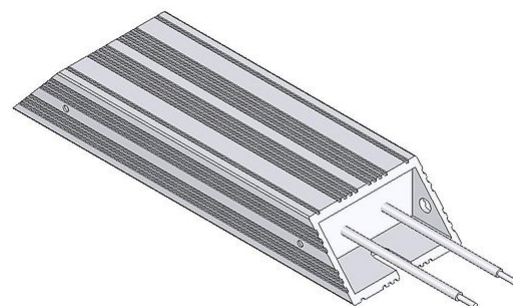



DATA SHEET

GWS 40x20-K | 50 - 220 W

Aluminium Resistor

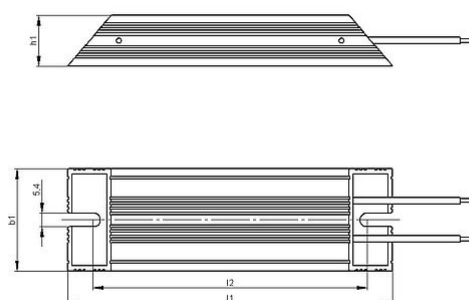
cRUus 600 / 1000 V



Article-No.		ds3000 3313			
Type		GWS 127	GWS 160	GWS 240	GWS 300
Pulse Power (W) $T_a \sim 40^\circ\text{C}$ *referred to a cycle duration of 120s Approximate value (depending on resistance)	ED 6 %*	450	900	1530	1980
	ED 15 %*	250	500	850	1100
	ED 25 %*	150	300	510	660
	ED 40 %*	100	200	340	440
Nominal continuous power (W) $T_a \sim 40^\circ\text{C}$		50	100	170	220
Resistance Values at 20°C (Ohm)		3.6 - 680	7.5 - 910	10 - 910	15 - 1200
Tolerance of resistance at 20°C		$\pm 10\%$			
Degree of protection (EN 60529) (in the accordingly screwed on state)		IP 54			
Max. permissible operating voltage		UL 600 / 1000 V			
Cooling		natural convection			
Housing temperature at nominal continuous power $T_a \sim 40^\circ\text{C}$		$< 300^\circ\text{C}$			
Electrical terminal		2x AWG 18 / l=25 cm			
Operation temperature range		$-25 \dots +40^\circ\text{C}$			
Testing voltage		2.7 kV AC 1 s			
Approvals/markings		UL; CSA			
Mounting positions					

Subject to technical modifications

DATA SHEET



Article-No.		ds3000 3313			
Type		GWS 127	GWS 160	GWS 240	GWS 300
Length [mm]	l1	127	160	240	300
	l2	110	145	225	285
Width [mm]	b1	40	40	40	40
Height [mm]	h1	20	20	20	20
Weight approx. [kg]		0.2	0.25	0.33	0.4
Isolation resistance		>10 M Ohm			
Last update		2015-02-25			

Mounting instruction:

The distance between the two fixing points increase at 0,85 mm / 100 mm while heating (mounting with fixed and movable bearing).

The resistor should be protected by appropriate safety measures against overloading.

Do not mount the resistor with any obstruction in the air inlet or air outlet area.

Mount the resistor on a plane area.

The resistor has to be grounded.