



DATA SHEET

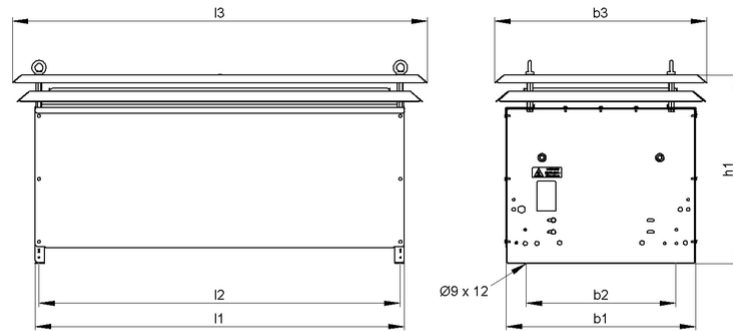
STG 1x0 | 5.0 - 20.0 kW
Steel Grid Resistor



Article-No.		ds1000 2100			
Type		STG 110	STG 120	STG 130	STG 140
Pulse Power (kW) $T_a \sim 40\text{ °C}$ *referred to a cycle duration of 120s Approximate value (depending on resistance)	ED 6 %*	39.5	79	118.5	158
	ED 15 %*	21	42	63	84
	ED 25 %*	15	30	45	60
	ED 40 %*	11	22	33	44
Nominal continuous power (kW) $T_a \sim 40\text{ °C}$		5	10	15	20
Resistance Values at 20°C (Ohm)		0.1 - 55	0.2 - 100	0.2 - 66	0.3 - 50
Tolerance of resistance at 20°C		±10 %			
Degree of protection (EN 60529) (in the accordingly screwed on state)		IP 23			
Max. permissible operating voltage		EN 1000 V DC			
Cooling		natural convection			
Housing temperature at nominal continuous power $T_a \sim 40\text{ °C}$		≤250 °C			
Electrical terminal		bolt clamp M6, M8, M10, M12 / PE M6, M8, M10			
Operation temperature range		-25 ... +40 °C			
Testing voltage		2.7 kV AC 1 s			
Approvals/markings		CE			
Mounting positions					

Subject to technical modifications

DATA SHEET



Article-No.		ds1000 2100			
Type		STG 110	STG 120	STG 130	STG 140
Length [mm]	l_1	330	530	740	940
	l_2	310	510	720	920
	l_3	≤ 450	≤ 650	≤ 860	≤ 1060
Width [mm]	b_1	≤ 485	≤ 485	≤ 485	≤ 485
	b_2	380	380	380	380
	b_3	≤ 545	≤ 545	≤ 545	≤ 545
Height [mm]	h_1	≤ 485	≤ 485	≤ 485	≤ 485
Weight approx. [kg]		20	27	36	46
Last update		2016-01-26			

Mounting instruction:

The resistor should be protected by appropriate safety measures against overloading.

Do not mount the resistor with any obstruction in the air inlet or air outlet area.

The resistor has to be grounded.