



DATA SHEET

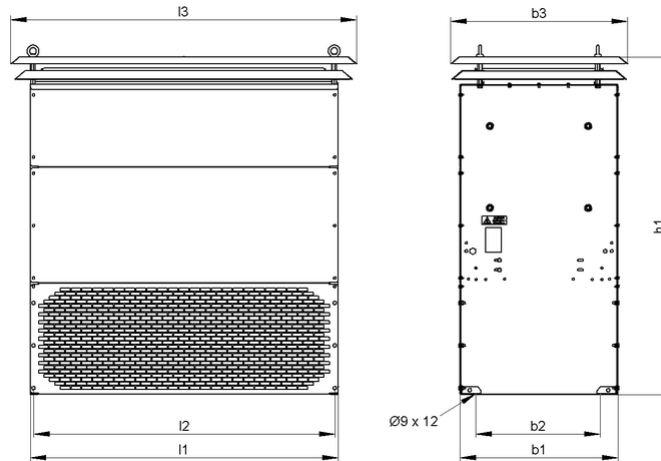
STG 2x2 | 30.0 - 40.0 kW
Steel Grid Resistor



| Article-No. | | ds1000 2220 | |
|--|----------|---|----------|
| Type | | STG 232 | STG 242 |
| Pulse Power (kW) $T_a \sim 40\text{ °C}$ *referred to a cycle duration of 120s Approximate value (depending on resistance) | ED 6 %* | 237 | 316 |
| | ED 15 %* | 126 | 168 |
| | ED 25 %* | 90 | 120 |
| | ED 40 %* | 66 | 88 |
| Nominal continuous power (kW) $T_a \sim 40\text{ °C}$ | | 30 | 40 |
| Resistance Values at 20°C (Ohm) | | 0.4 - 33 | 0.5 - 25 |
| Tolerance of resistance at 20°C | | ±10 % | |
| Degree of protection (EN 60529) (in the accordingly screwed on state) | | IP 23 | |
| Max. permissible operating voltage | | EN 1000 V DC | |
| Cooling | | natural convection | |
| Housing temperature at nominal continuous power $T_a \sim 40\text{ °C}$ | | ≤250 °C | |
| Electrical terminal | | bolt clamp M6, M8, M10, M12 / PE M6, M8, M10 | |
| Operation temperature range | | -25 ... +40 °C | |
| Testing voltage | | 2.7 kV AC 1 s | |
| Approvals/markings | | CE | |
| Mounting positions | |  | |

Subject to technical modifications

DATA SHEET



| Article-No. | | ds1000 2220 | |
|---------------------|----|-------------|---------|
| Type | | STG 232 | STG 242 |
| Length [mm] | l1 | 740 | 940 |
| | l2 | 720 | 920 |
| | l3 | ≤860 | ≤1060 |
| Width [mm] | b1 | ≤485 | ≤485 |
| | b2 | 380 | 380 |
| | b3 | ≤545 | ≤545 |
| Height [mm] | h1 | ≤1075 | ≤1075 |
| Weight approx. [kg] | | 67 | 86 |
| Last update | | 2016-01-26 | |

Mounting instruction:

The resistor should be protected by appropriate safety measures against overloading.

Do not mount the resistor with any obstruction in the air inlet or air outlet area.

The resistor has to be grounded.