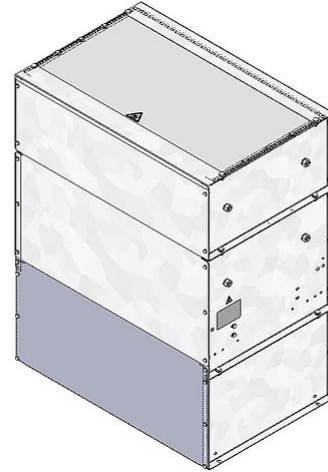



DATA SHEET

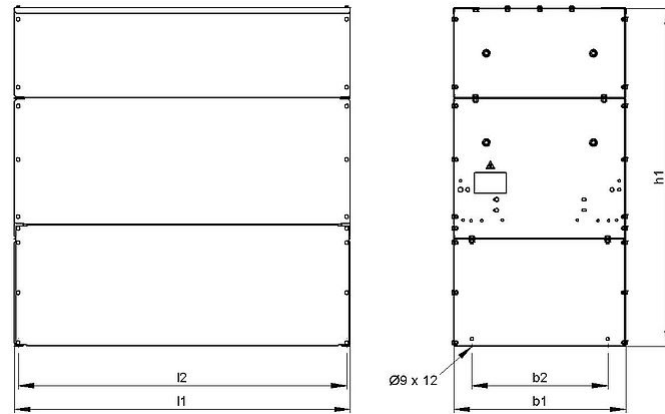
STG 2x2 | 27.0 - 36.3 kW
Steel Grid Resistor
cRUus 600 V



Article-No.		ds1000 1221	
Type		STG 232	STG 242
Pulse Power (kW) $T_a \sim 40\text{ °C}$ *referred to a cycle duration of 120s Approximate value (depending on resistance)	ED 6 %*	214.9	286.8
	ED 15 %*	114.2	152.5
	ED 25 %*	81.6	108.9
	ED 40 %*	59.8	79.9
Nominal continuous power (kW) $T_a \sim 40\text{ °C}$		27.2	36.3
Resistance Values at 20°C (Ohm)		0.4 - 12.5	0.5 - 9
Tolerance of resistance at 20°C		±10 %	
Degree of protection (EN 60529) (in the accordingly screwed on state)		IP 20	
Max. permissible operating voltage		UL 600 V	
Cooling		natural convection	
Housing temperature at nominal continuous power $T_a \sim 40\text{ °C}$		≤250 °C	
Electrical terminal		bolt clamp M6, M8, M10, M12 / PE M6, M8, M10	
Operation temperature range		-25 ... +40 °C	
Testing voltage		2.7 kV AC 1 s	
Approvals/markings		CE; UL; CSA	
Mounting positions			

Subject to technical modifications

DATA SHEET



Article-No.		ds1000 1221	
Type		STG 232	STG 242
Length [mm]	l1	740	940
	l2	720	920
Width [mm]	b1	≤485	≤485
	b2	380	380
Height [mm]	h1	≤990	≤990
Weight approx. [kg]		62	79
Last update		2016-01-26	

Mounting instruction:

The resistor should be protected by appropriate safety measures against overloading.

Do not mount the resistor with any obstruction in the air inlet or air outlet area.

The resistor has to be grounded.